

OZO

D I G I T A L   C A R T R I D G E   D C - 0 1

# Index

---



## **WARNINGS**

Operating and Storage Temperature	4
General Warnings	5 - 6



## **BASICS**

Cartridge Replacement	8
Charging Battery	9



## **WARRANTY AND LEGAL**

Warranty	11 - 13
Regulatory and Safety Notices	14
Recycling	15

---

### **Box Content**

Digital Cartridge DC-01, including 33Wh Li-Ion rechargeable battery



W A R N I N G S

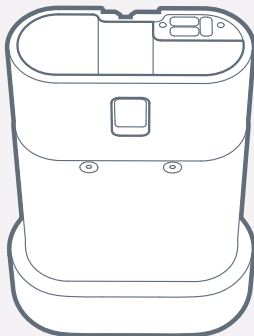
# Operating and Storage Temperature



4

## Operating Temperature

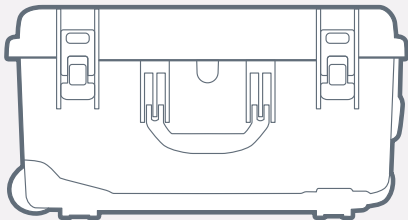
The device should only be used between +32°F and +86°F (0°C and +30°C). Do not use outside this range.



**+32°F / +86°F      0°C / +30°C**

## Storage Temperature

The device should be stored between -4°F and +122°F (-20°C and +50°C). Do not store outside this range.



**-4°F / +122°F      -20°C / +50°C**



## **Handle with care**

To avoid damage to an OZO Camera, remove and insert the Digital Cartridge according to the instructions given in the section “Cartridge replacement” p. 8.

## **Do not drop the device**

If the device is dropped, it may be damaged or modified externally or internally and become unusable for the intended purpose.

After dropping, in case of damage or incorrect operation, please contact the manufacturer for (non-warranty) repair.

## **Battery**

Do not disassemble or open, crush, bend or deform, puncture, or shred.

Do not modify or remanufacture, attempt to insert foreign objects into the battery, immerse or expose to water or other liquids, or expose to fire, explosion, or other hazard.

Only use the battery for the system for which it was specified.

Only use the battery with a charging system that has been qualified for use with the system. Use of an unqualified battery or charger may present a risk of fire, explosion, leakage, or other hazard.

Do not short circuit a battery or allow metallic or conductive objects to contact the battery terminals.

Please contact the manufacturer for (non-warranty) repair to replace the battery with another battery that has been qualified with the system.



Use of an unqualified battery may present a risk of fire, explosion, leakage, or other hazard.

Do not insert a fully charged battery into the charger repeatedly. Due to the high initial charge, the battery could be overcharged which could lead to damage to the battery and to the battery charger.

Promptly dispose of used batteries in accordance with local regulations.

Battery usage by children should be supervised.

The battery should only be charged or used by a compatible device or charger, and will fail to operate if inserted to an incompatible system.

Avoid dropping the battery. If the battery is dropped, especially on a hard surface and you suspect

damage, take it to a service center for inspection. Improper battery use may result in a fire, explosion, or other hazard.

## **Water / humidity**

Do not use in or near water. The device is not waterproof, and may be damaged if used underwater, in rain, or in environments with high moisture or humidity.

## **Repairs / opening the device**

Repairs should be performed only by qualified service personnel.

Do not attempt to open the device, as this may cause damage which will void the warranty.



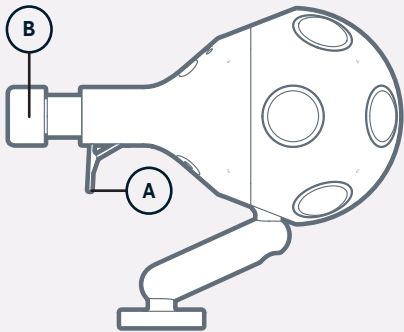
B A S I C S

# Cartridge Replacement

---

Before you start make sure the OZO Camera is stable and mounted correctly.

1. Pull the latch **(A)** to it's full extension to release the cartridge. Do not pull the cartridge while doing so.
2. Pull the cartridge **(B)** out (and close the latch).
3. To insert the cartridge pull the latch to it's full extension.
4. Insert the cartridge with the groove pointing downwards until you notice resistance.
5. Release the cartridge and close the latch.





# Charging Battery

Insert the Digital Cartridge (A) into an OZO Docking Station (B - supplied separately).

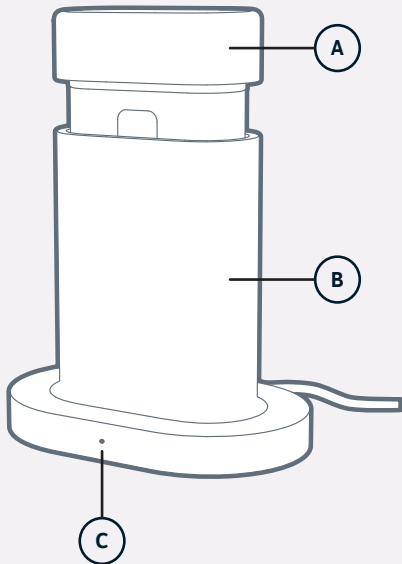
Ensure a power cable is connected to the Docking Station.

The LED on the Docking Station (C) should flash white to indicate charging is in progress, and show solid white to indicate when the Digital Cartridge battery is fully charged. Charging an empty battery can take up to 3 hrs.

The Digital Cartridge must be inserted at least once to a powered Docking Station before it can be used in the device.

**A red light indicates a problem.**

Slow flashing red indicates “No Battery found”.



Solid red indicates “Cannot charge” (broken or misplaced battery). Fast flashing red indicates a malfunction.



WARRANTY AND LEGAL

## **WARRANTY, WARRANTY LIMITATIONS AND WARRANTY DISCLAIMER**

Subject to the limitations and disclaimers set forth below, Nokia warrants that the products shall be of good quality and free from defects in material and workmanship. Upon the expiration of the time periods set forth below, all liabilities of Nokia will terminate.

### **Standard Product Warranty**

A standard product warranty is granted to the original Buyer by Nokia for a period of one (1) year, parts and labor, for the camera, excluding the batteries. (“Standard Product Warranty”) The standard warranty for batteries is ninety (90) days from the date of delivery of the products to Buyer. This Standard Product Warranty covers parts and labor charges for products that have been returned pre-paid shipment to Nokia, a Nokia Reseller or Nokia authorized service center, as directed by Nokia. All warranty returns shall be done in accordance with Nokia’s return materials authorization

(“RMA”) process. Any repaired or replaced product shall be warranted for a period the greater of (i) the balance of the applicable warranty period relating to such Product or (ii) ninety (90) days after it is received by Buyer. Only the components that were repaired or replaced will be eligible for the 90-day period as set forth above. The Standard Product Warranty effective date is the date the product was received by Buyer or Reseller (if purchased for Reseller’s own use).

### **Product Warranty Limitations**

All Nokia warranties exclude the following:

1. Maintenance, repair or replacement necessitated by loss or damage resulting from any cause other than normal use and operation of the product in accordance with the Nokia’s specifications and product manual, including but not limited to: theft, exposure to weather conditions, use of the product underwater or in wet environments,

# Warranty

---

- operator negligence, misuse, abuse, improper electrical/power supply;
- Alterations, modifications or repairs by Buyer or unauthorized third parties;
  - Accident, disaster, improper handling or storage, droppage, modification to the camera, opening the camera body, use third party accessories or acts of nature or any other peril originating from outside the product;
  - Transportation damage (except for transportation damaged in delivery of the products to Buyer from Nokia), lack of maintenance, defective batteries, battery leakage;
  - Cosmetic damage or other non-operating parts;
  - Using a product in a manner other than intended usage for that product; and
  - Charges related to “No Trouble Found” diagnosis.

## **Voiding of Product Warranty**

Removal or modification of camera mounts voids any and all warranties. Breaking the seal on the camera body is prohibited and voids any and all warranties unless otherwise approved in writing by Nokia. Any parts replaced by Nokia during warranty repair are the property of Nokia and will not be returned to Buyer. Nokia may use refurbished parts for repairs or replacements. Nokia products are compatible with Nokia software, Nokia parts, and Nokia products only. Use of any software, parts, or products other than Nokia or Nokia-approved software, parts, and products voids any and all warranties.

## **Warranty Disclaimer**

EXCEPT AS SPECIFICALLY SET FORTH ABOVE, NOKIA AND ITS LICENSORS MAKE NO WARRANTIES, CONDITIONS, REPRESENTATION OR TERMS, EXPRESS OR IMPLIED, WHETHER BY STATUTE, COMMON LAW, CUSTOM, USAGE OR OTHERWISE AS TO THE PRODUCT OR ANY COMPONENT

THEREOF, INCLUDING BUT NOT LIMITED TO NON-INFRINGEMENT OF THIRD PARTY RIGHTS, INTEGRATION, MERCHANTABILITY, SATISFACTORY QUALITY, OR FITNESS FOR ANY PARTICULAR PURPOSE. NOKIA AND ITS LICENSORS DO NOT WARRANT THE PERFORMANCE OR RESULT OF THE PRODUCT.

THE SOLE REMEDY UNDER THIS WARRANTY SHALL BE THE REPAIR, REPLACEMENT, OR CREDIT FOR DEFECTIVE PARTS AS STATED ABOVE. THIS WARRANTY IS THE SOLE WARRANTY GIVEN BY NOKIA AND IS IN LIEU OF ANY OTHER WARRANTIES EITHER EXPRESS OR IMPLIED. THIS WARRANTY EXTENDS TO THE BUYER AND IS NON-TRANSFERABLE TO OTHER THIRD PARTIES. NOKIA WILL NOT BE LIABLE FOR ANY PROPERTY DAMAGE, LOST TIME, OR LOST DATA RESULTING FROM THE FAILURE OF ANY PRODUCT OR EQUIPMENT OR FROM DELAYS IN SERVICE OR THE INABILITY TO RENDER SERVICE.

### **Third-Party Warranty**

Nokia does not honor warranty agreements extended by third parties, and only warranty agreements granted and given by Nokia will be honored by Nokia. Nokia warranties do not cover damage caused by third party products (including approved third party products).

### **Links**

The latest product warranty can be found from <https://ozo.nokia.com/>. For warranty assistance please contact [OZOsupport@nokia.com](mailto:OZOsupport@nokia.com).

## DECLARATION OF CONFORMITY



Hereby, Nokia Technologies Ltd declares that this DC-01 OZO Digital Cartridge product is in compliance with the essential requirements and other relevant provisions of EMC Directive 2004/108/EC. A copy of the Declaration of Conformity can be found at

<https://ozo.nokia.com/support/>

## FCC/IC Regulatory Notices

This device complies with Part 15 of the FCC Rules and Industry Canada license-exempt RSS standard(s). Operation is subject to the following two conditions: (1) this device may not cause harmful interference, and (2) this device must accept any interference received, including interference that may cause undesired operation.

Le présent appareil est conforme aux CNR d'Industrie Canada applicables aux appareils radio exempts de licence. L'exploitation est autorisée aux deux conditions suivantes : (1) l'appareil ne doit pas produire de brouillage, et (2) l'utilisateur de l'appareil doit accepter tout brouillage radioélectrique subi, même si le brouillage est susceptible d'en compromettre le fonctionnement.

**WARNING:** Changes or modifications not expressly approved by Nokia could void the user's authority to operate the equipment.

Nokia n'approuve aucune modification apportée à l'appareil par l'utilisateur, quelle qu'en soit la nature. Tout changement ou modification peuvent annuler le droit d'utilisation de l'appareil par l'utilisateur.

## Contact information:

Nokia Technologies  
200 S Mathilda Avenue  
Sunnyvale, CA 94086, USA  
Tel: +1-800-273-0873

The crossed out wheeled bin symbol on your product, battery and/or accessories means that the item is classified as electrical and electronic equipment. Such items should not be mixed with general household waste, and must be taken to dedicated collection points at the end of their working life for proper treatment, recovery and recycling. This way you help save valuable resources and promote recycling of materials.



**NOKIA**

OA100-WE-EN-1.1